



Register Online
or
Call Today!
314.600.2075



CPR St. Louis

ACLS - BLS - PALS



★★★★★ "Best CPR in St. Louis."



PALS Pre-Course Instructions (Required!)

This document provides instructions for how to prepare for your PALS course, and how to access the **REQUIRED PRECOURSE WORK THAT MUST BE COMPLETED BEFORE YOUR CLASS.**

Address for Class:

CPR St. Louis
63 National Way Shopping
Center
Manchester, MO 63011
314-600-2075
info@acsstlouis.com

Arrive on Time:

Please plan to arrive on time because it will be difficult for late students to catch up once we start. Students are expected to attend and participate in the entire course. If you arrive later than 20 minutes after class start time you will be asked to reschedule.

How to Prepare:

- Review and understand the information in your PALS Provider Manual. Please review all the sections throughout the manual.
- Pay particular attention to the following sections below listed in the table of contents:
 - Review of BLS and AED for infants and children
 - The Systematic Approach to the seriously ill or injured child using the evaluate-identify-intervene sequence.
 - Recognizing and Managing Cardiac Arrest
 - Recognizing Respiratory Distress and Failure
 - Managing Respiratory Distress and Failure
 - Recognizing Shock
 - Managing Shock
 - Recognizing Arrhythmias
 - Managing Arrhythmias
 - Post Cardiac Arrest Care
- Throughout the PALS provider manual there are treatment algorithms. There is one for each specific condition/emergency. Become familiar with all the treatment algorithms throughout the PALS Provider Manual.
- You will be expected to recognize cardiac rhythms and understand PALS pharmacology. These topics are not taught in this course.



Register Online
or
Call Today!
314.600.2075



CPR St. Louis

ACLS - BLS - PALS



★★★★★ "Best CPR in St. Louis."

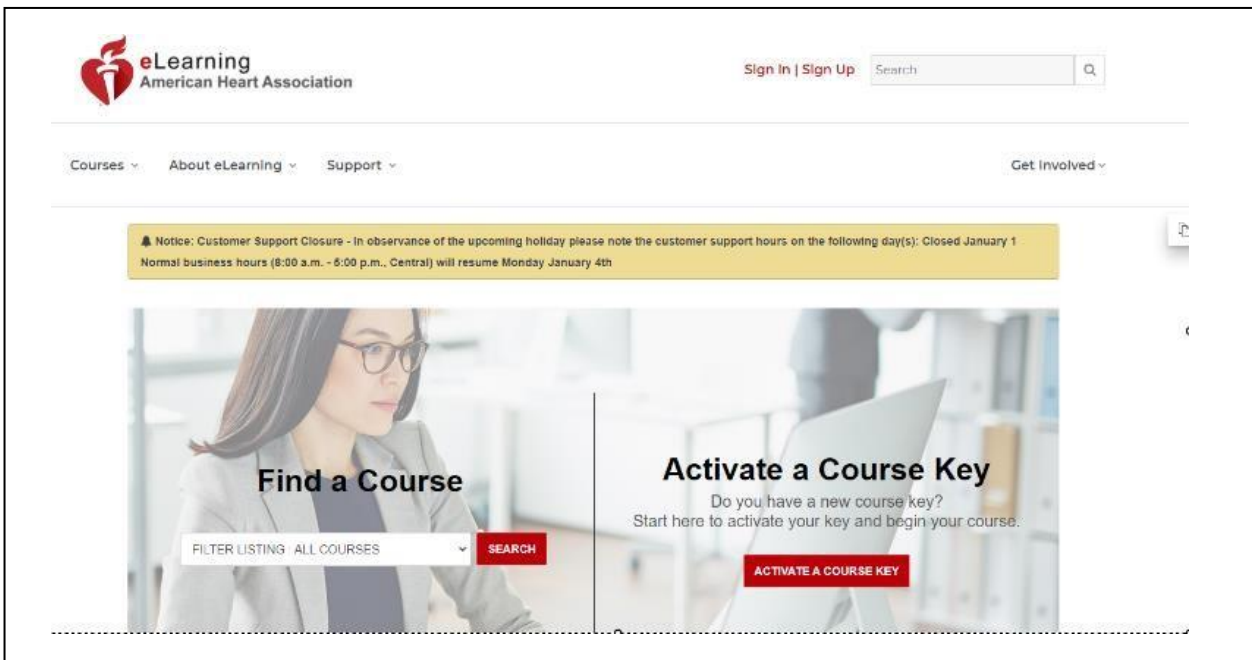
You Must:

1. Complete and Print your required Precourse Work Preparation Certificate.
2. Score a **70% or higher** on your Precourse Self-Assessment in order to attend class.

How to Create an Account with the AHA, Access, and Complete Your Required Pre-course Preparation and Precourse Self-Assessment Test

Step #1

Create an eLearning account with the AHA. Go to <https://elearning.heart.org>
If you already have an AHA account then login. If you **DO NOT** have an AHA account, click on the top right where it says, "Sign up". Then "Create and Account" as a New User, and Sign In. ***SAVE YOUR ACCOUNT LOGIN INFORMATION!**



***You must save your login information to access your account again.**



Register Online
or
Call Today!
314.600.2075



CPR St. Louis

ACLS - BLS - PALS



★★★★★ "Best CPR in St. Louis."



Step #2

After you have logged in, or created your new account, you will see all the courses offered in eLearning under the COURSES tap at the top left.



Kimberly Snaric EN

Courses

About eLearning

Support

Get Involved

Home / Courses

Course Catalog

Filter

Clear All

Search course name



CE Credit Course

19 Results Found

Select ALL eLearning Courses as shown below.



Kimberly Snaric

Courses

About eLearning

Support

All eLearning Courses

Close

Instructor Training

Instructor Updates

Training & Education

Heartsaver

Advanced Cardiovascular Life Support (ACLS)

Pediatric Advanced Life Support (PALS)

Basic Life Support (BLS)

Healthcare Professional

Guidelines In-Service



Register Online
or
Call Today!
314.600.2075



CPR St. Louis

ACLS - BLS - PALS



★★★★★ "Best CPR in St. Louis."

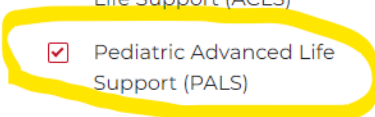
Next, using the **FILTER** on the left panel **UNCHECK ALL** and **CHECK PALS** only as shown below.

Course Catalog

Filter

Clear All

- CE Credit Course
- All courses ^
- Instructor Training
- Instructor Updates
- Training & Education
- Heartsaver
- First Aid
- CPR & AED for Non-Healthcare Professionals
- Advanced Cardiovascular Life Support (ACLS)
- Pediatric Advanced Life Support (PALS)
- Skills Session Required
- Basic Life Support (BLS)
- Healthcare Professional
- Guidelines In-Service
- Opioid Training
- Blood Pressure
- 2020 AHA Guidelines



Search course name

19 Results Found

	Atividade pré-curso de SAVP - ...	Autoavaliaçã
Free course		Free course
	HeartCode® PALS Online	PALS Plus™
Price :\$158		Price :\$20
	PALS Plus™: Trauma - Overview...	PALS Plus™



Register Online
or
Call Today!
314.600.2075



CPR St. Louis

ACLS - BLS - PALS

★★★★★ "Best CPR in St. Louis."



Scroll down and locate the required PALS course shown below in the center of the bottom row on the first page of courses listed and **CLICK the red LAUNCH button:**

Scientific Sessions 2020 and ISC 2021

Stroke & Neuroscience

Find Hands-on Sessions

Some courses require a hands-on session (sold separately) with an AHA Training Center after completion of the online portion.

[Locate Training Center](#)

Note: Hands-on sessions are sold separately.

 PALS Plus™: Post-Cardiac Arrest... Price :\$20	 PALS Plus™: Sedation & Analgesia Price :\$20	 PALS Plus™: Toxicology Price :\$20
 PALS Precourse Self-Assessment... Free course	 PALS Precourse Self-Assessment... Free course The Pediatric Advanced Life Support (PALS) Precourse Self-... CE Credits Launch More Info >	 PALS Precourse Self-Assessment... Free course

15 Per Page

< 1 2 >

Confirm you have the correct course by verifying the course code is **KJ-1487** and making sure it is called **PALS Precourse Self Assessment and Precourse Work** as shown in the image below and then click **START**.

Home / My Courses / PALS Precourse Self-Assessment and Precourse Work

PALS Precourse Self-Assessment and Precourse Work

The Pediatric Advanced Life Support (PALS) Precourse Self-Assessment evaluates a student's knowledge before the course to evaluate proficiency and determine the need for additional review and practice. The PALS Precourse Work involves a student reviewing course content through online videos before entering the classroom. The video lessons cover multiple medical subjects and each lesson includes questions to engage the student.

→

▶ Start

←

Before You Begin ▾

Quick Facts

 Online Instructions	 2.5 - 2.75 possible CEHs	 3.5 Hour Online Course	 KJ-1487 Course code
-------------------------	------------------------------	----------------------------	--------------------------------

Resources

- Continuing Education

Launch Description



Register Online
or
Call Today!
314.600.2075



CPR St. Louis

ACLS - BLS - PALS



★★★★★ "Best CPR in St. Louis."

Step #3

After clicking start and beginning the course, enter your name as it should appear on the completion certificate. After you enter your name, click **SUBMIT**.



PALS Precourse Self-Assessment and Precourse Work

Exit Exercise

Pediatric Advanced Life Support | Precourse Self-Assessment

Please enter your name as you would like it to appear on your Precourse Self-Assessment Score Report. Once you have entered your name, it cannot be changed later.

Full Name:

Submit

Welcome to the American Heart Association's PALS Precourse Self-Assessment

The precourse self-assessment is a prerequisite for the PALS Course to ensure that all students have the adequate baseline knowledge to enter the course. Use the report you receive at the end of the precourse self-assessment to identify any gaps in knowledge. We encourage you to use all necessary resources to fill those gaps before the classroom portion of the course.

Once you complete the precourse self-assessment, you will receive a report detailing your results. You will

Next, Click **START**

PALS Precourse Self-Assessment and Precourse Work

Exit Exercise

Pediatric Advanced Life Support | Precourse Self-Assessment

Welcome to the American Heart Association's PALS Precourse Self-Assessment

The precourse self-assessment is a prerequisite for the PALS Course to ensure that all students have the adequate baseline knowledge to enter the course. Use the report you receive at the end of the precourse self-assessment to identify any gaps in knowledge. We encourage you to use all necessary resources to fill those gaps before the classroom portion of the course.

Once you complete the precourse self-assessment, you will receive a report detailing your results. You will need this report showing a passing score to enter the course.

- Print the report and give it to your instructor when you arrive for class.

Here are some key points about this precourse self-assessment:

- The precourse self-assessment consists of 52 multiple choice questions within the following categories:
 - Rhythm Identification
 - Pharmacology
 - Practical Application
- This precourse self-assessment should take about 1 to 1½ hours to complete.
- The precourse self-assessment is intended to be taken in one sitting.
- You will have unlimited opportunities to complete and pass the precourse self-assessment.
- A score of 70% or higher is required to pass the precourse self-assessment.

Start >

Please note, you can save and return to complete the **Precourse Work Preparation** and the **Precourse Assessment Test (included in the precourse work course)** at any time. You do NOT have to complete the course in one session.



Register Online
or
Call Today!
314.600.2075



CPR St. Louis

ACLS - BLS - PALS



★★★★★ "Best CPR in St. Louis."



Step #4

After you have completed the **Precourse Work Course**, which includes the precourse assessment test, you must print the completion certificate.

*Please see the red highlighted area that says "Review" after completing the precourse assessment test. Here you can see what you missed. After reviewing what was missed, Click the red Certificate icon to print your completion certificate.

ACLS Precourse Self-Assessment

Advanced Cardiovascular Life Support | Self-Assessment Results

Precourse Self-Assessment Results

Congratulations!

Congratulations, you have passed the Advanced Cardiovascular Life Support Precourse Self Assessment with a score of

97%

[Review](#) [Continue](#)

Select the **Print** button to save or print your score report and submit it to your instructor before class.

Select **Exit Exercise** in the top-right corner of the screen to return to the course's home page where you will need to print your completion certificate.

Both the score report and completion certificate should be submitted to your instructor before class.

Scores for Major Testing Areas

This precourse self-assessment has 3 sections covering these major testing areas:

- The **Rhythm Identification** section tested your ability to identify the basic core rhythms used in the ACLS Provider Course and written exam. You scored 96% on Rhythm Identification.
- The **Pharmacology** section tested your ability to identify drugs used in clinical situations. You scored 95% on Pharmacology.
- The **Practical Application** section tested your ability to identify a rhythm and then choose the correct action or drug, as you will be expected to do in the learning stations and the Megacode Testing Station. You scored 100% on Practical Application.

Scores for Diagnosis Questions

Print

NOTE:

If you are having issues printing your certificate, but have completed the Precourse Work Course, you may still need to complete the AHA course evaluation survey. This must be completed to print your course completion certificate.

Step #5

Bring your Precourse Work Preparation completion certificate with you on the day of class (on the next page).

YOU MUST have your Pre-course Certificate to get an e-Card.



Register Online
or
Call Today!
314.600.2075

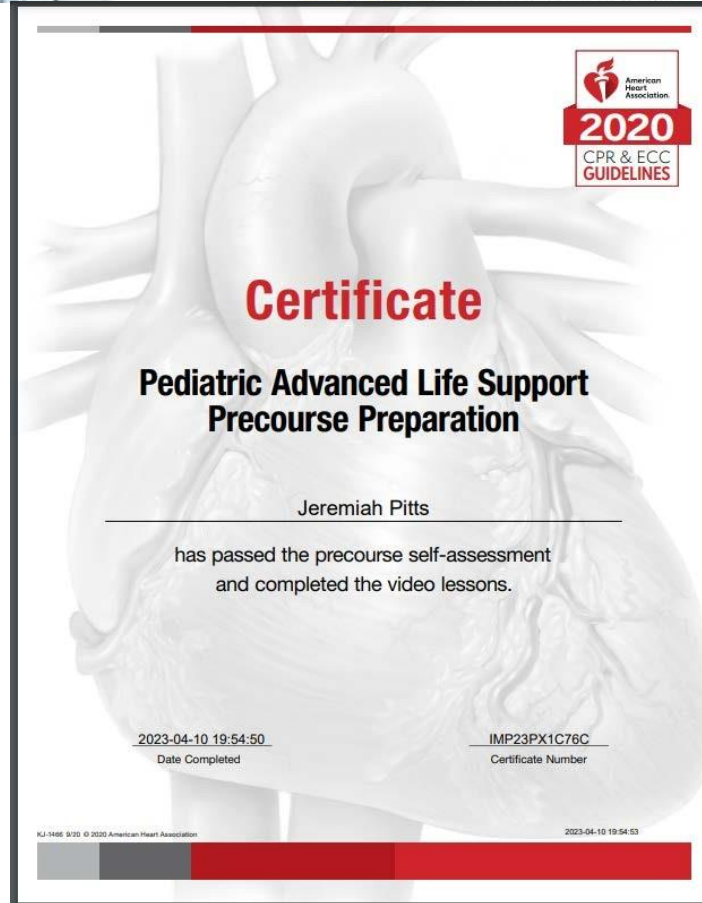


CPR St. Louis

ACLS - BLS - PALS



★★★★★ "Best CPR in St. Louis."



If you do not have a printer, select one of the following options:

- 1) Take a picture of the certificate with your smart phone and bring the picture to class or email the picture to info@aclstlouis.com and let us know it is for your upcoming class and provide the date you are registered.
- 2) Download the certificate and then Email the certificate to our office at info@aclstlouis.com and let us know it is for your upcoming class and provide the date you are registered.
- 3) Have your AHA login information with you on the day of class and print upon arriving at the training site.

If you have any questions prior to the class, please call us at 314-600-2075 or email us at info@aclstlouis.com.

We look forward to seeing you for your stress free and fun PALS class!